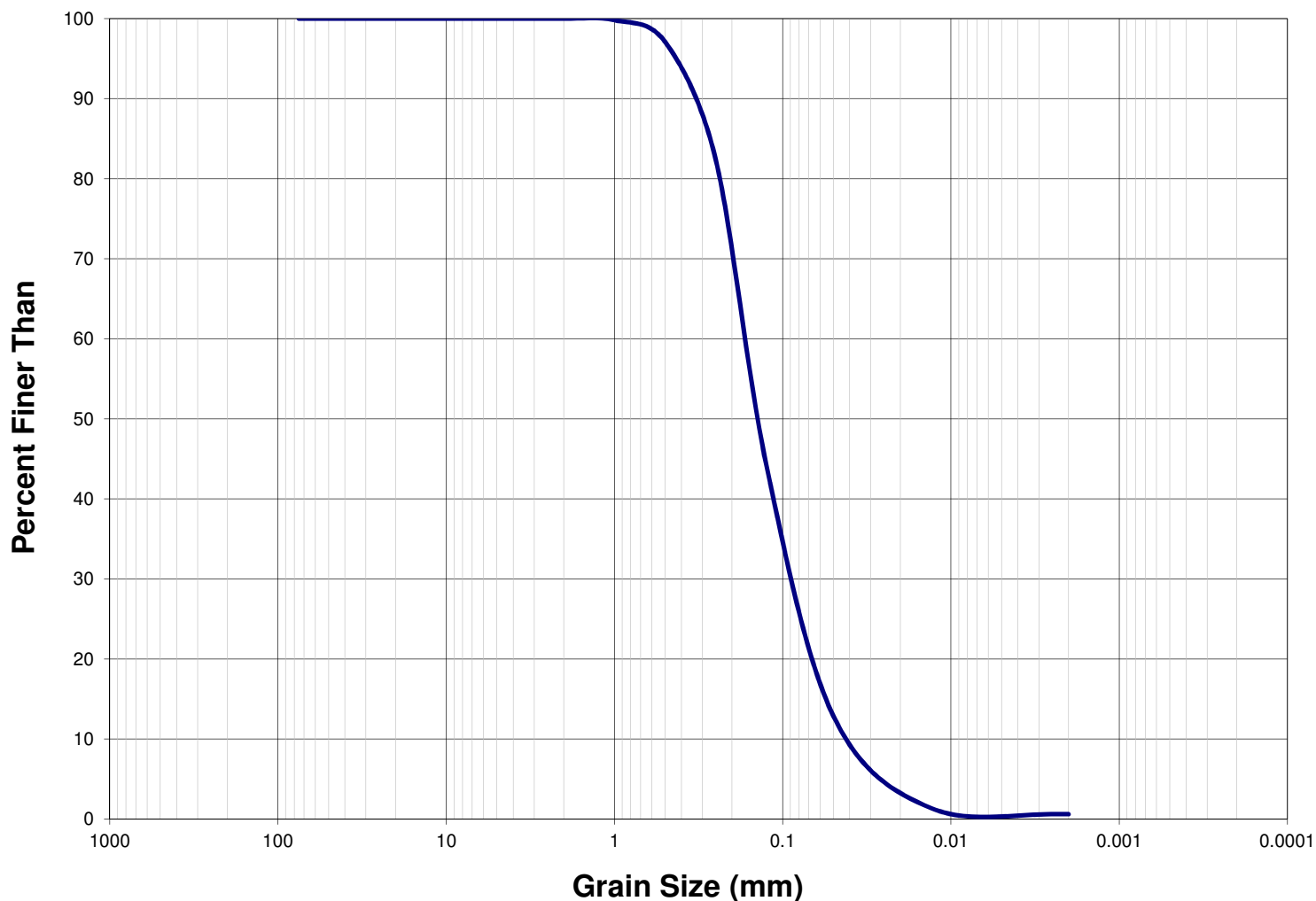
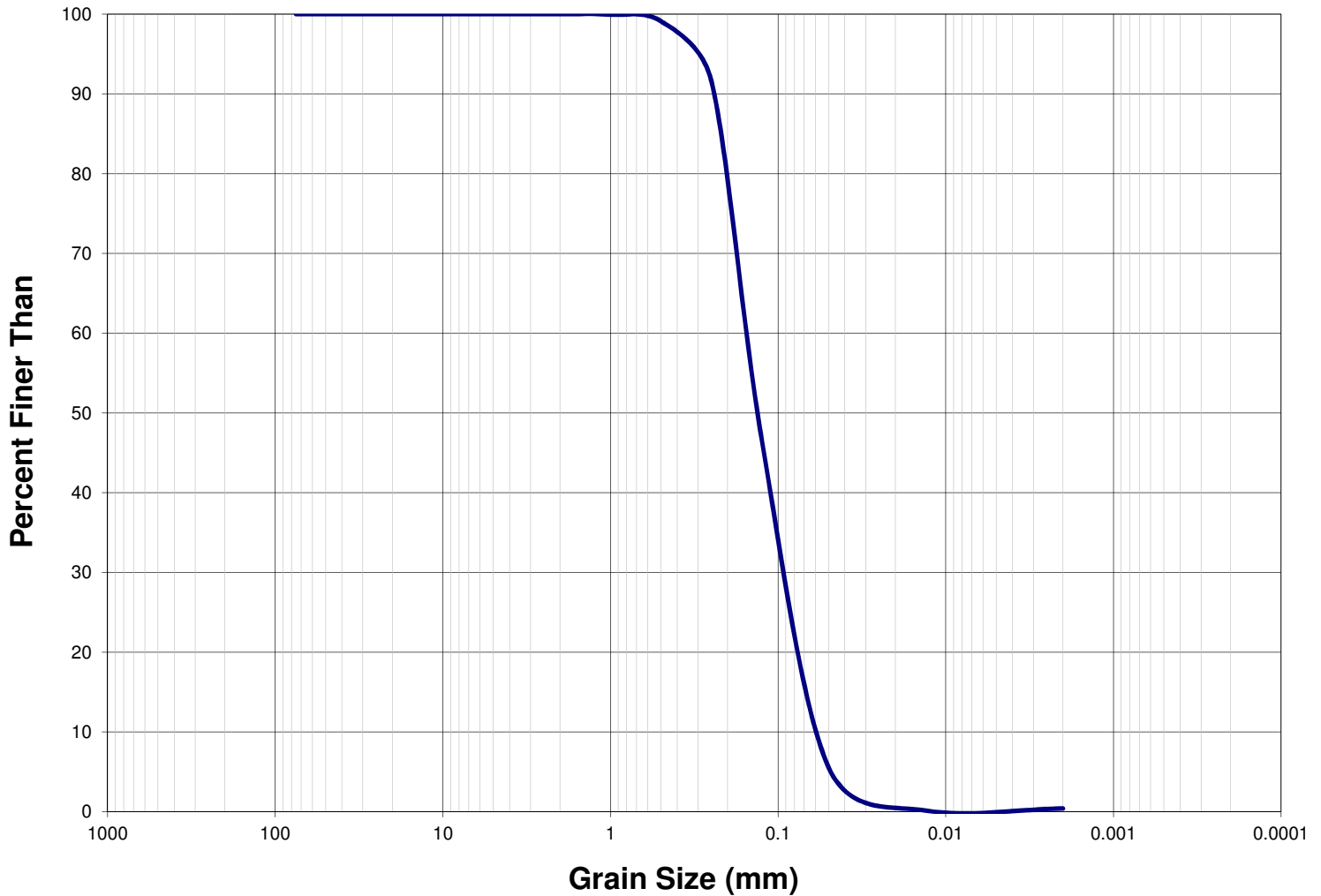


Particle Size Distribution Curve



Particle Size Distribution Curve



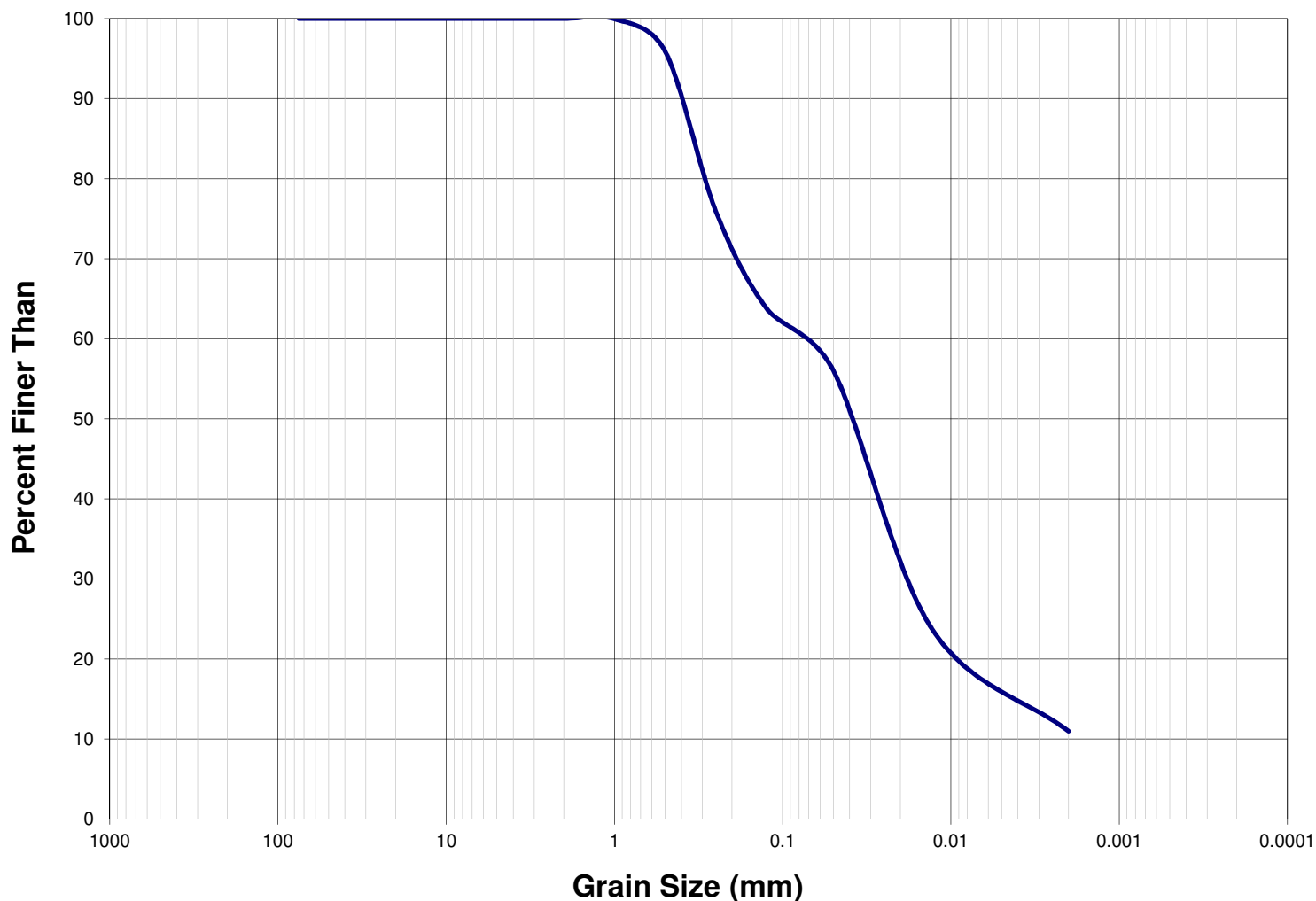
Particle Size Distribution

Range (mm)	Wt. (%)
> 37.5	0
37.5 - 19	0.00
19 - 9.5	0.00
9.5 - 4.75	0.00
4.75 - 2.36	0.00
2.36 - 1.18	0.05
1.18 - 0.6	0.68
0.6 - 0.3	6.16
0.3 - 0.15	37.55
0.15 - 0.075	36.34
<0.075	19.22

Range (mm)	Wt. (%)

Texture: Sand

Particle Size Distribution Curve



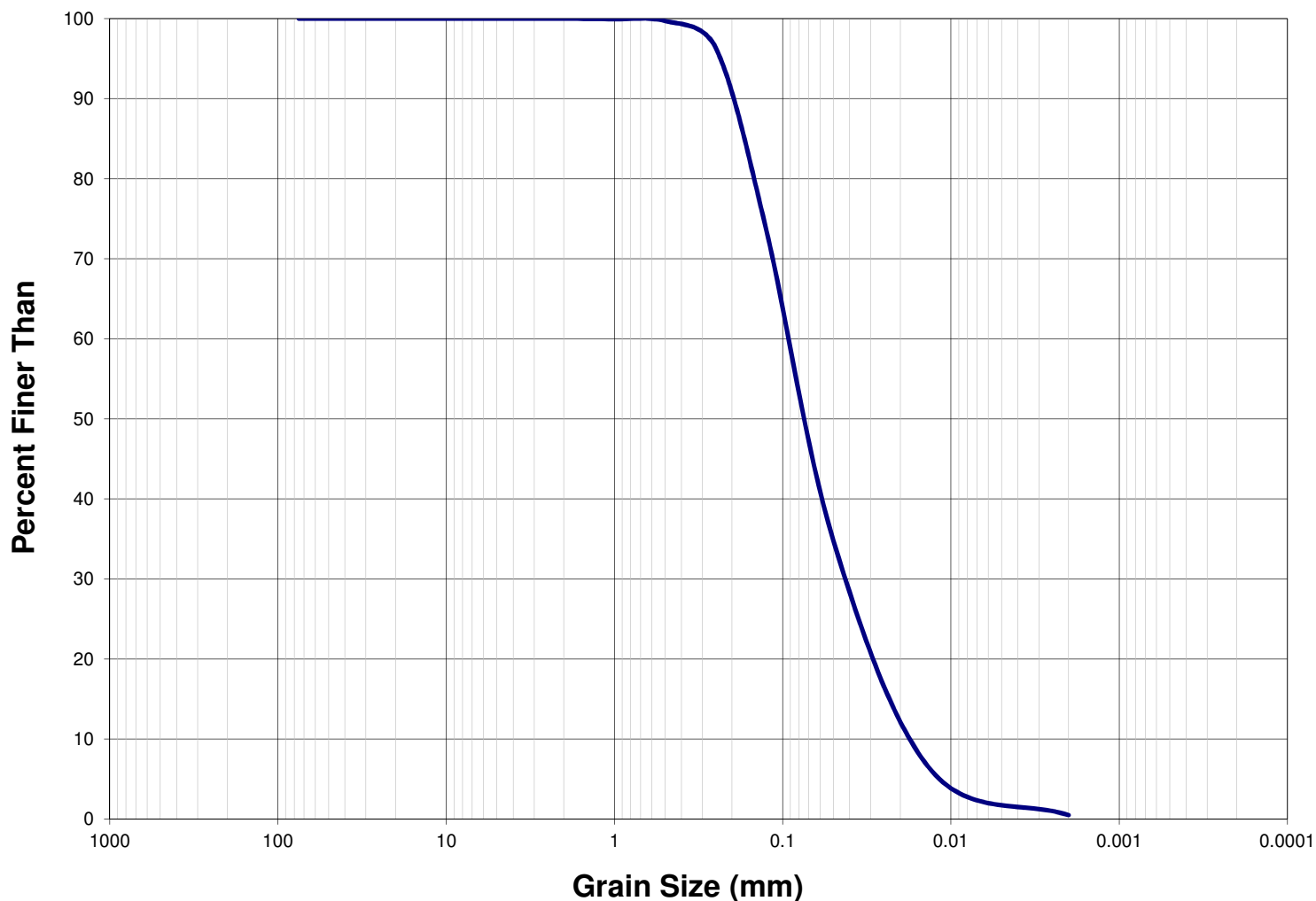
Particle Size Distribution

Range (mm)	Wt. (%)
> 37.5	0
37.5 - 19	0.00
19 - 9.5	0.00
9.5 - 4.75	0.00
4.75 - 2.36	0.00
2.36 - 1.18	0.04
1.18 - 0.6	3.23
0.6 - 0.3	16.76
0.3 - 0.15	13.70
0.15 - 0.075	7.63
<0.075	58.63

Range (mm)	Wt. (%)

Texture: Loam

Particle Size Distribution Curve



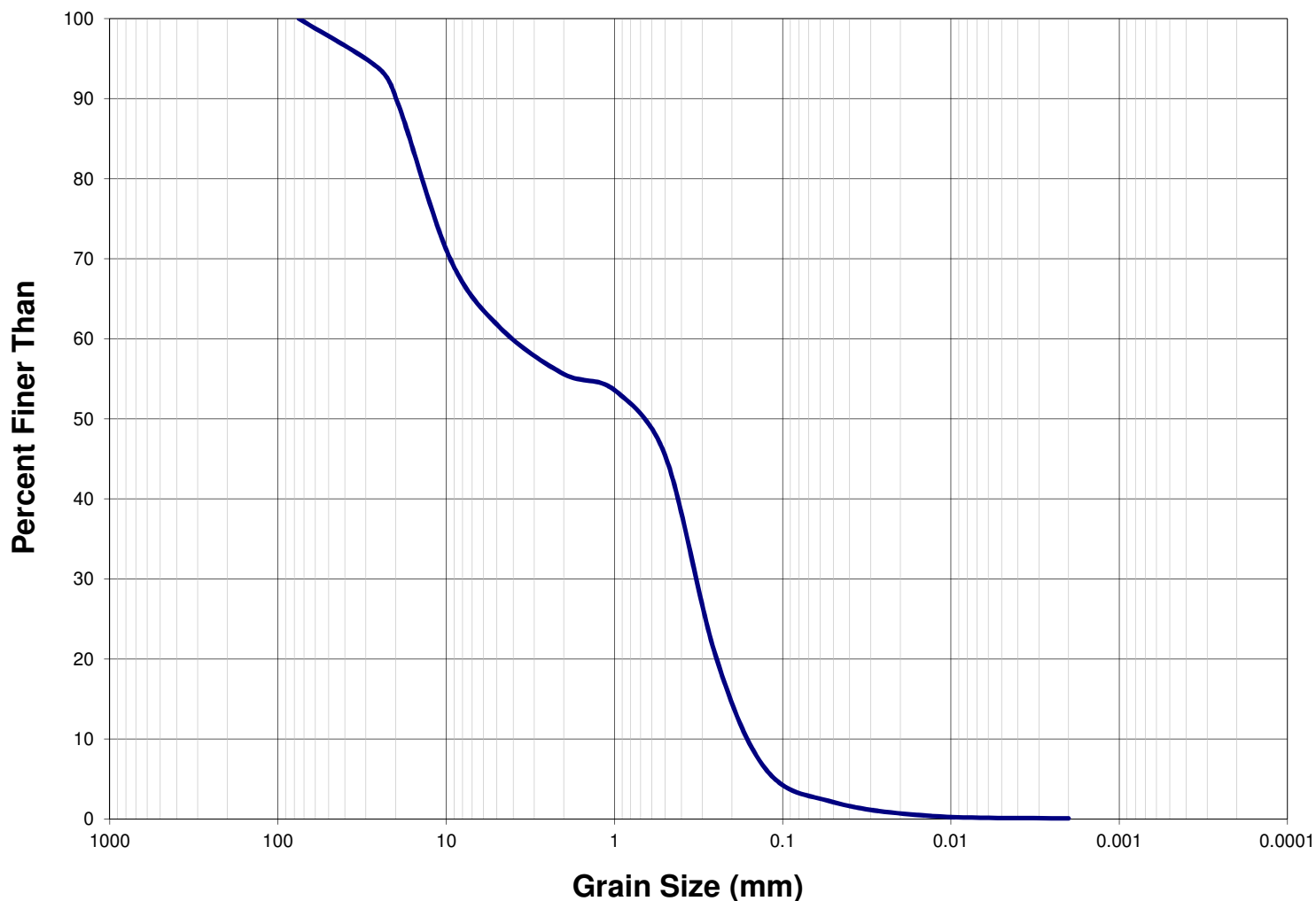
Particle Size Distribution

Range (mm)	Wt. (%)
> 37.5	0
37.5 - 19	0.00
19 - 9.5	0.00
9.5 - 4.75	0.00
4.75 - 2.36	0.00
2.36 - 1.18	0.06
1.18 - 0.6	0.19
0.6 - 0.3	2.73
0.3 - 0.15	18.91
0.15 - 0.075	30.39
<0.075	47.73

Range (mm)	Wt. (%)

Texture: Sandy loam

Particle Size Distribution Curve



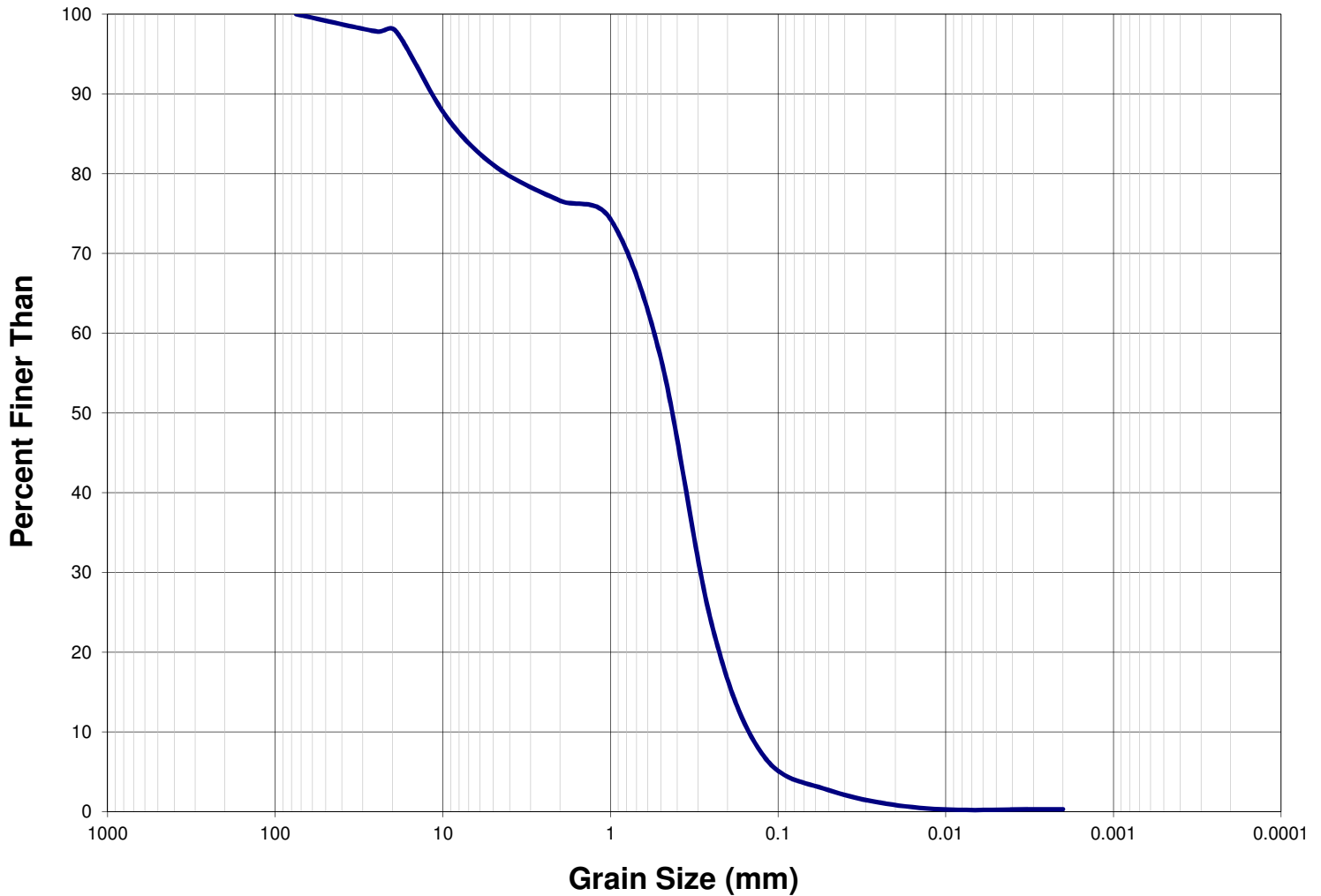
Particle Size Distribution

Range (mm)	Wt. (%)
> 37.5	0
37.5 - 19	6.37
19 - 9.5	18.87
9.5 - 4.75	8.73
4.75 - 2.36	4.97
2.36 - 1.18	2.39
1.18 - 0.6	6.89
0.6 - 0.3	21.68
0.3 - 0.15	16.40
0.15 - 0.075	5.53
<0.075	3.45

Range (mm)	Wt. (%)

Texture: Sand

Particle Size Distribution Curve



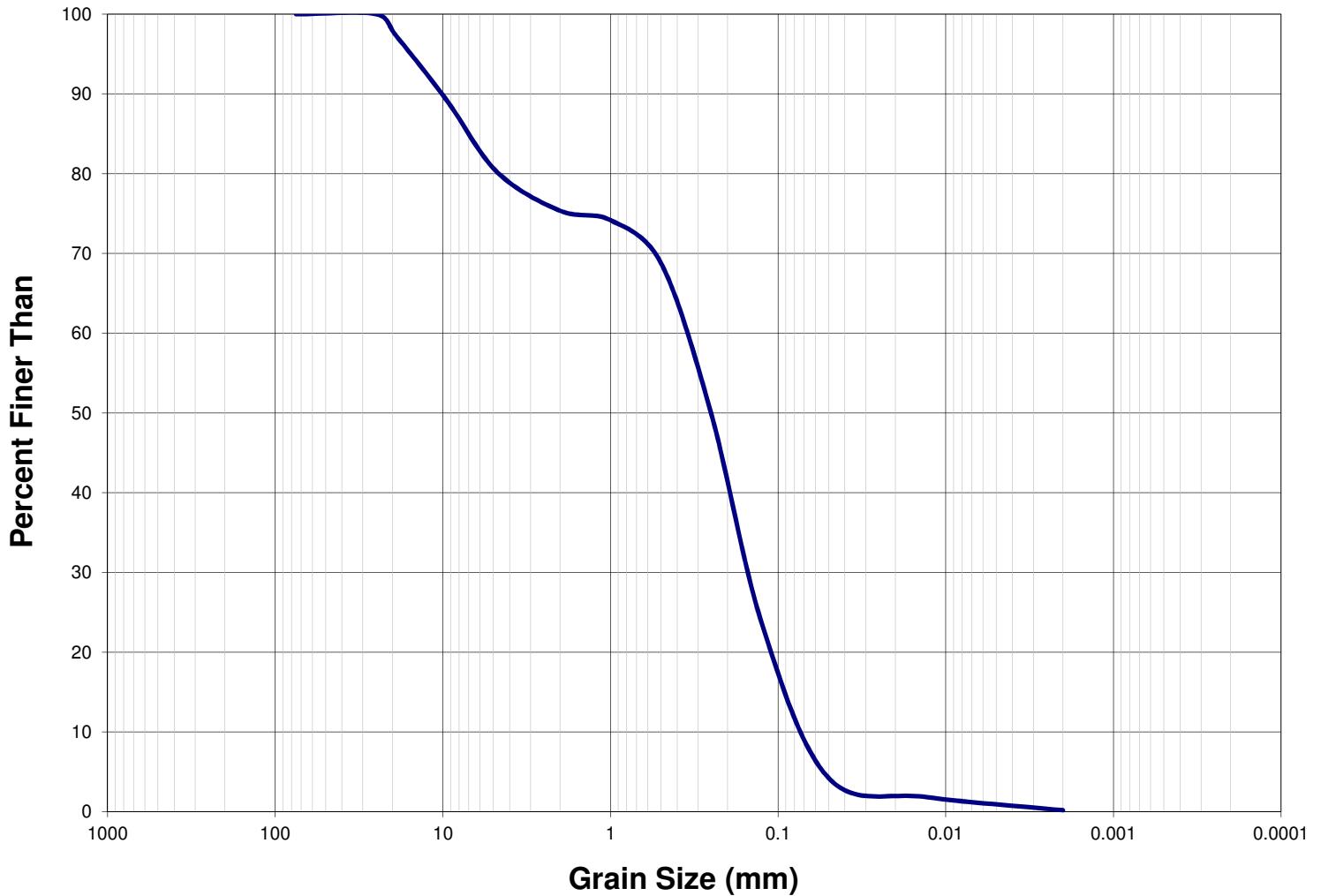
Particle Size Distribution

Range (mm)	Wt. (%)
> 37.5	0
37.5 - 19	0.54
19 - 9.5	10.73
9.5 - 4.75	6.36
4.75 - 2.36	3.59
2.36 - 1.18	2.45
1.18 - 0.6	14.43
0.6 - 0.3	29.99
0.3 - 0.15	19.73
0.15 - 0.075	6.32
<0.075	4.24

Range (mm)	Wt. (%)

Texture: Sand

Particle Size Distribution Curve



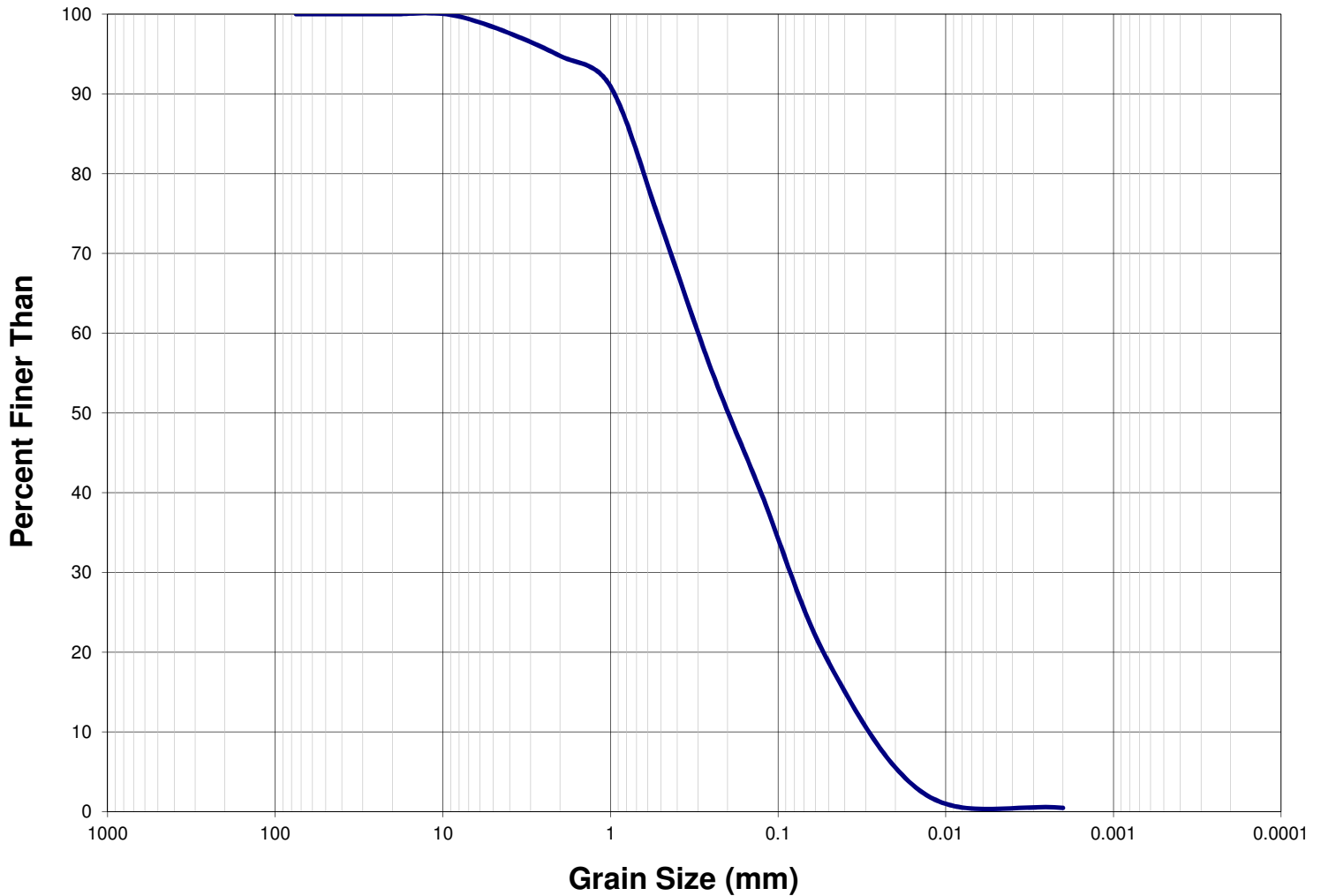
Particle Size Distribution

Range (mm)	Wt. (%)
> 37.5	0
37.5 - 19	2.71
19 - 9.5	8.07
9.5 - 4.75	9.03
4.75 - 2.36	4.21
2.36 - 1.18	1.60
1.18 - 0.6	4.51
0.6 - 0.3	16.27
0.3 - 0.15	24.78
0.15 - 0.075	18.16
<0.075	10.68

Range (mm)	Wt. (%)

Texture: Sand

Particle Size Distribution Curve



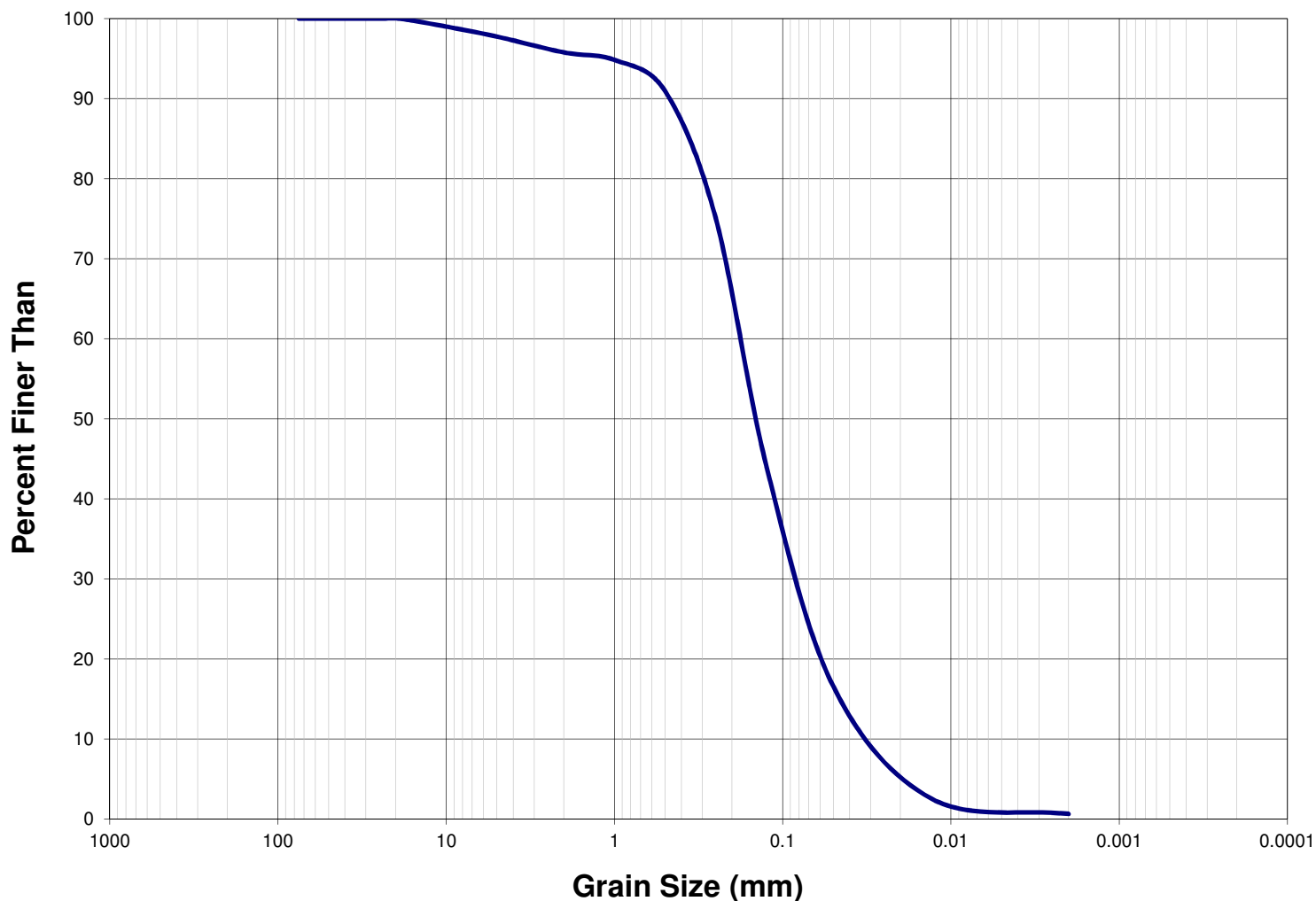
Particle Size Distribution

Range (mm)	Wt. (%)
> 37.5	0
37.5 - 19	0.00
19 - 9.5	0.00
9.5 - 4.75	1.80
4.75 - 2.36	2.98
2.36 - 1.18	3.59
1.18 - 0.6	14.60
0.6 - 0.3	18.00
0.3 - 0.15	16.17
0.15 - 0.075	17.13
<0.075	25.72

Range (mm)	Wt. (%)

Texture: Loamy sand

Particle Size Distribution Curve



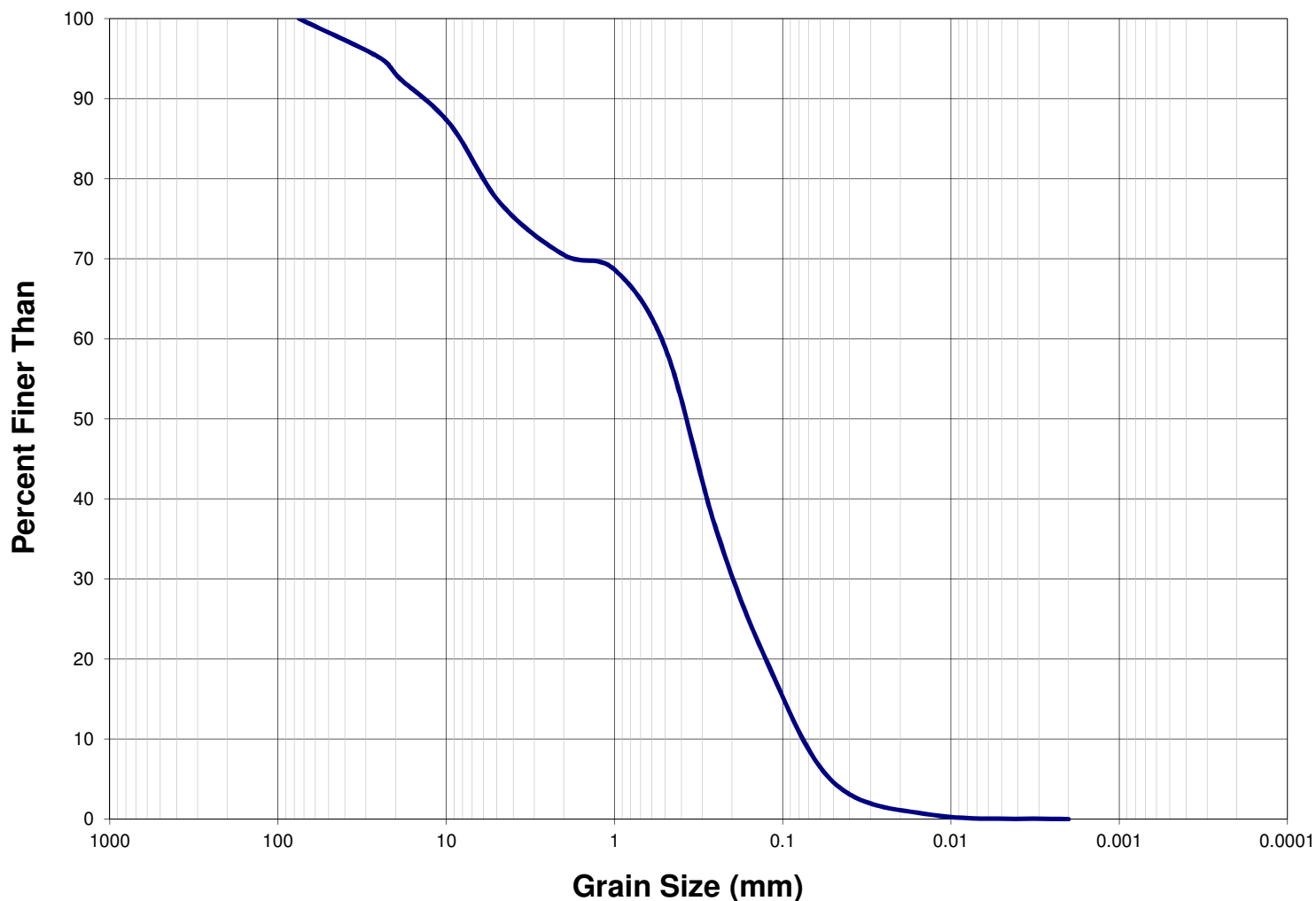
Particle Size Distribution

Range (mm)	Wt. (%)
> 37.5	0
37.5 - 19	0.00
19 - 9.5	1.08
9.5 - 4.75	1.28
4.75 - 2.36	1.62
2.36 - 1.18	1.02
1.18 - 0.6	3.29
0.6 - 0.3	13.48
0.3 - 0.15	27.93
0.15 - 0.075	24.56
<0.075	25.75

Range (mm)	Wt. (%)

Texture: Loamy sand

Particle Size Distribution Curve



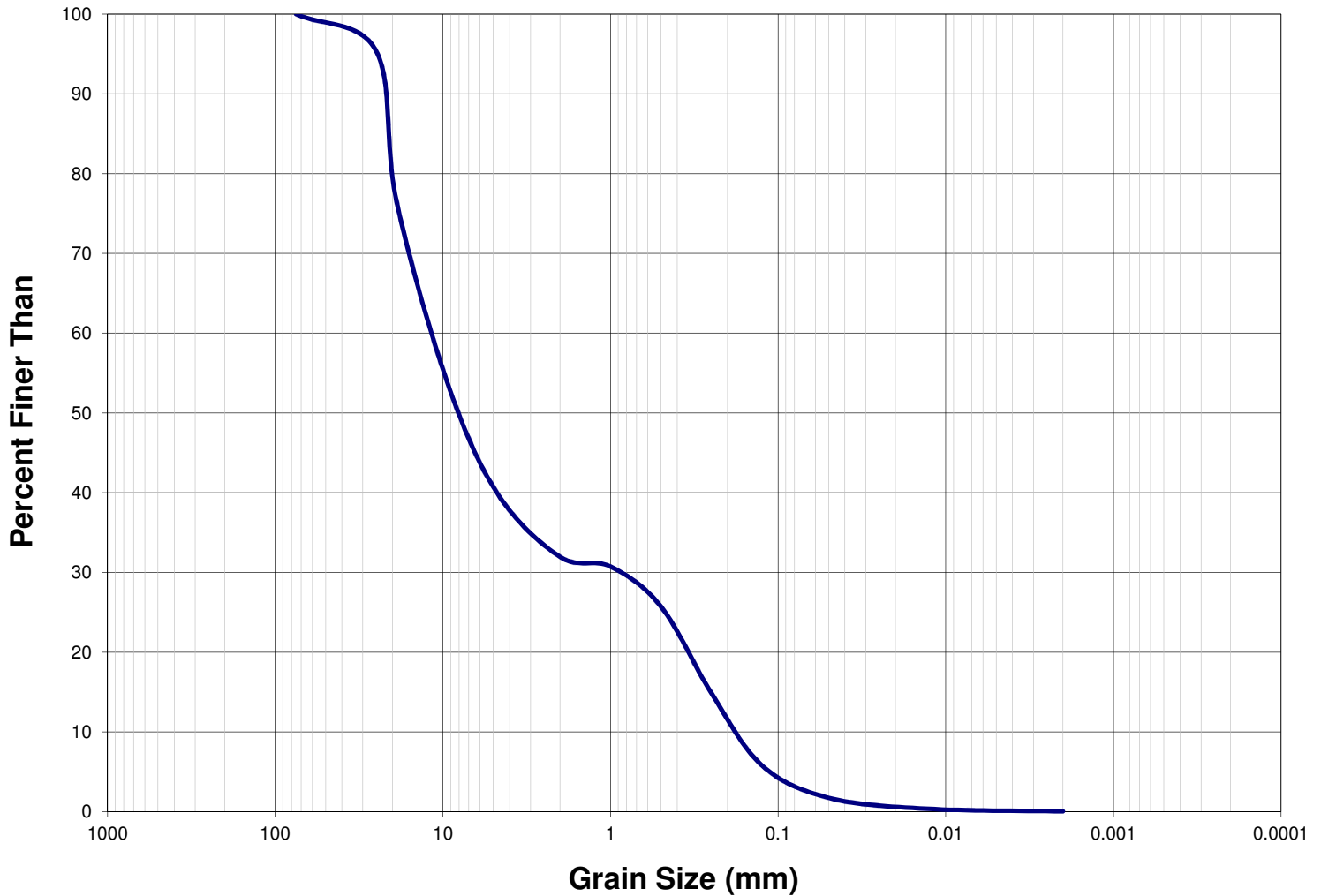
Particle Size Distribution

Range (mm)	Wt. (%)
> 37.5	0
37.5 - 19	3.79
19 - 9.5	5.75
9.5 - 4.75	9.94
4.75 - 2.36	5.57
2.36 - 1.18	2.35
1.18 - 0.6	8.11
0.6 - 0.3	20.03
0.3 - 0.15	17.72
0.15 - 0.075	13.44
<0.075	9.68

Range (mm)	Wt. (%)

Texture: #N/A

Particle Size Distribution Curve



Particle Size Distribution

Range (mm)	Wt. (%)
> 37.5	0
37.5 - 19	19.73
19 - 9.5	22.70
9.5 - 4.75	14.15
4.75 - 2.36	6.96
2.36 - 1.18	2.05
1.18 - 0.6	4.23
0.6 - 0.3	9.69
0.3 - 0.15	9.42
0.15 - 0.075	4.52
<0.075	3.10

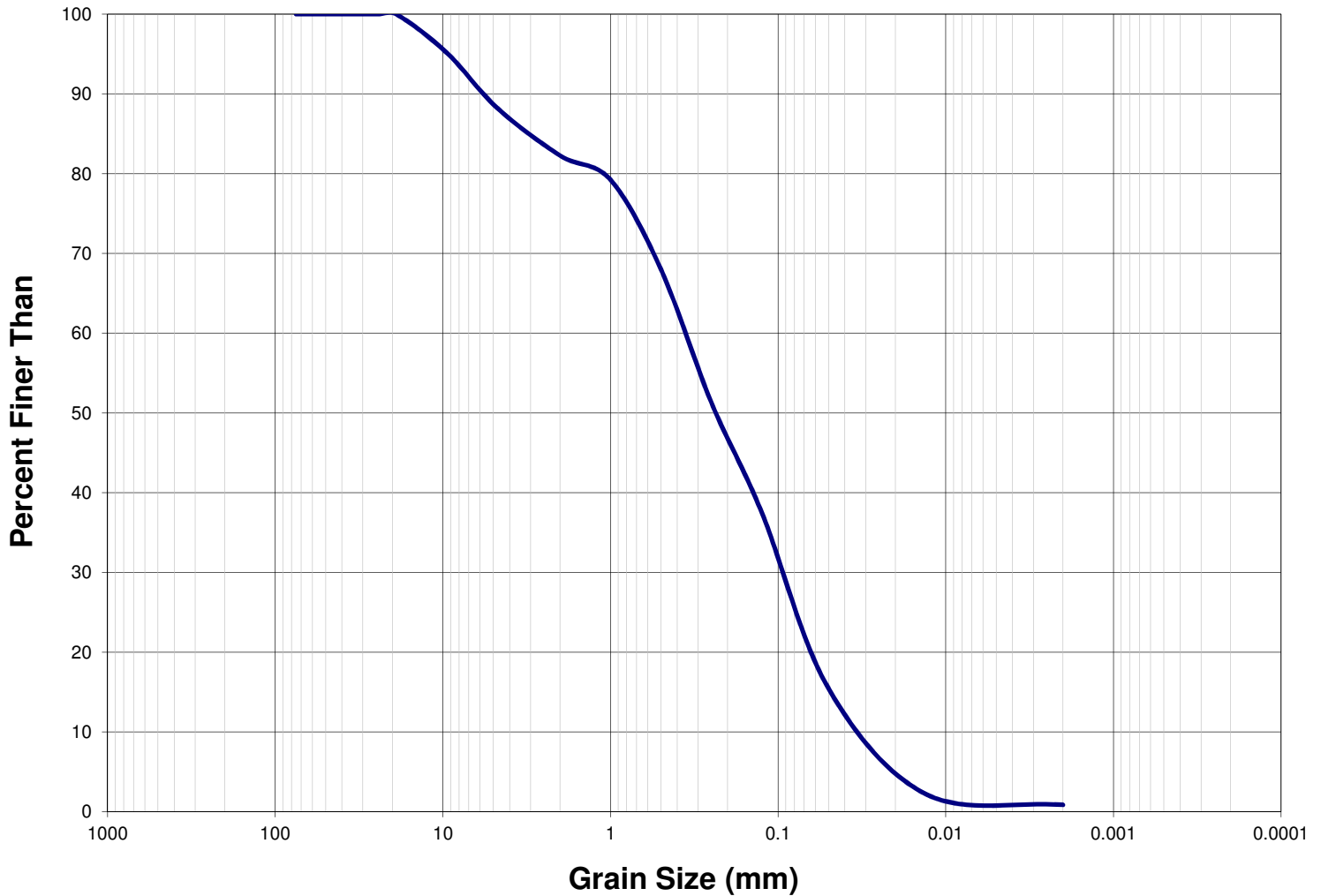
Range (mm)	Wt. (%)

Texture: Sand



Lab ID: L1384673-2

Particle Size Distribution Curve



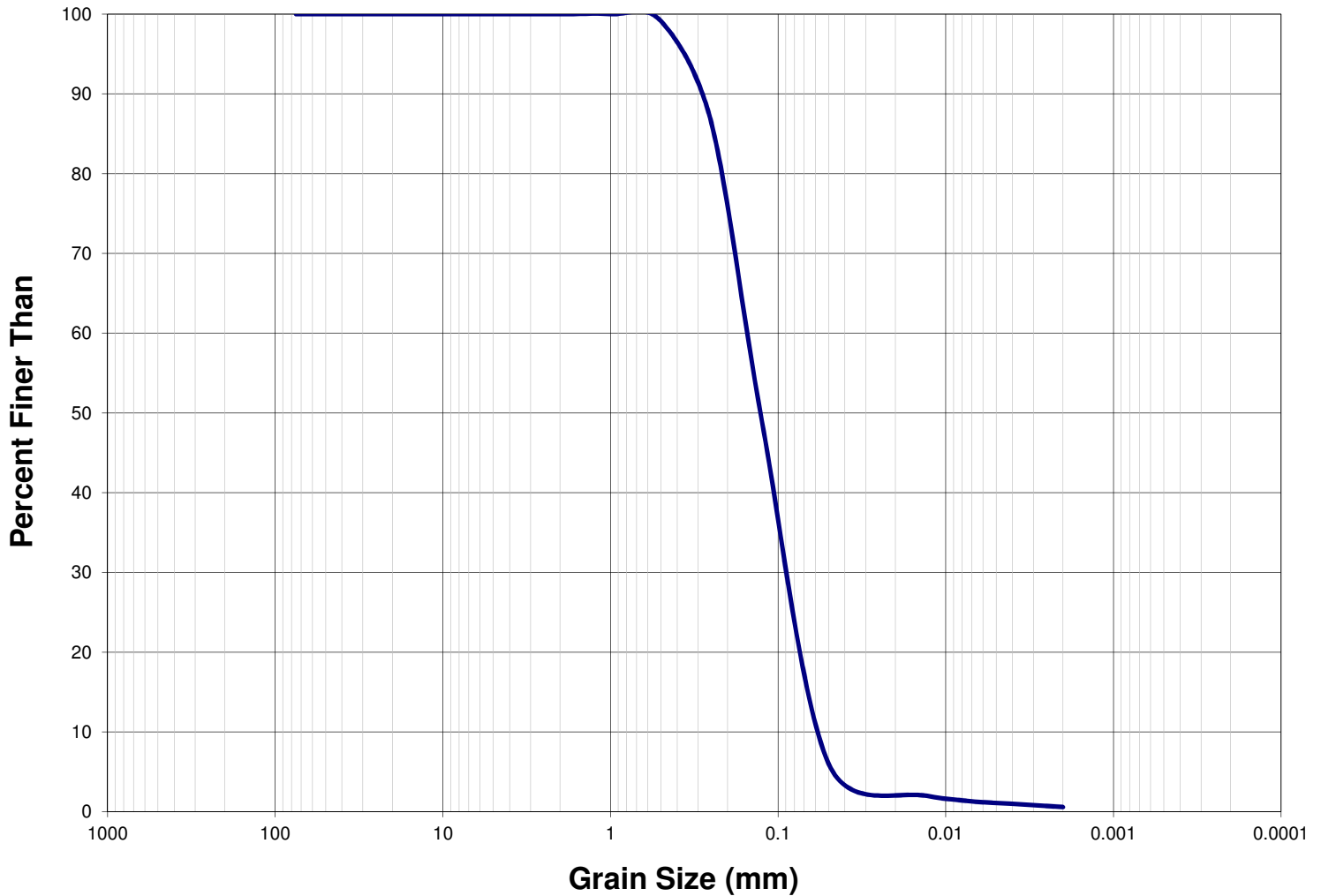
Particle Size Distribution

Range (mm)	Wt. (%)
> 37.5	0
37.5 - 19	0.00
19 - 9.5	4.82
9.5 - 4.75	6.94
4.75 - 2.36	5.19
2.36 - 1.18	3.29
1.18 - 0.6	9.53
0.6 - 0.3	15.61
0.3 - 0.15	14.39
0.15 - 0.075	17.47
<0.075	22.77

Range (mm)	Wt. (%)

Texture: Loamy sand

Particle Size Distribution Curve



Particle Size Distribution

Range (mm)	Wt. (%)
> 37.5	0
37.5 - 19	0.00
19 - 9.5	0.00
9.5 - 4.75	0.00
4.75 - 2.36	0.00
2.36 - 1.18	0.00
1.18 - 0.6	0.70
0.6 - 0.3	10.41
0.3 - 0.15	32.42
0.15 - 0.075	36.12
<0.075	20.35

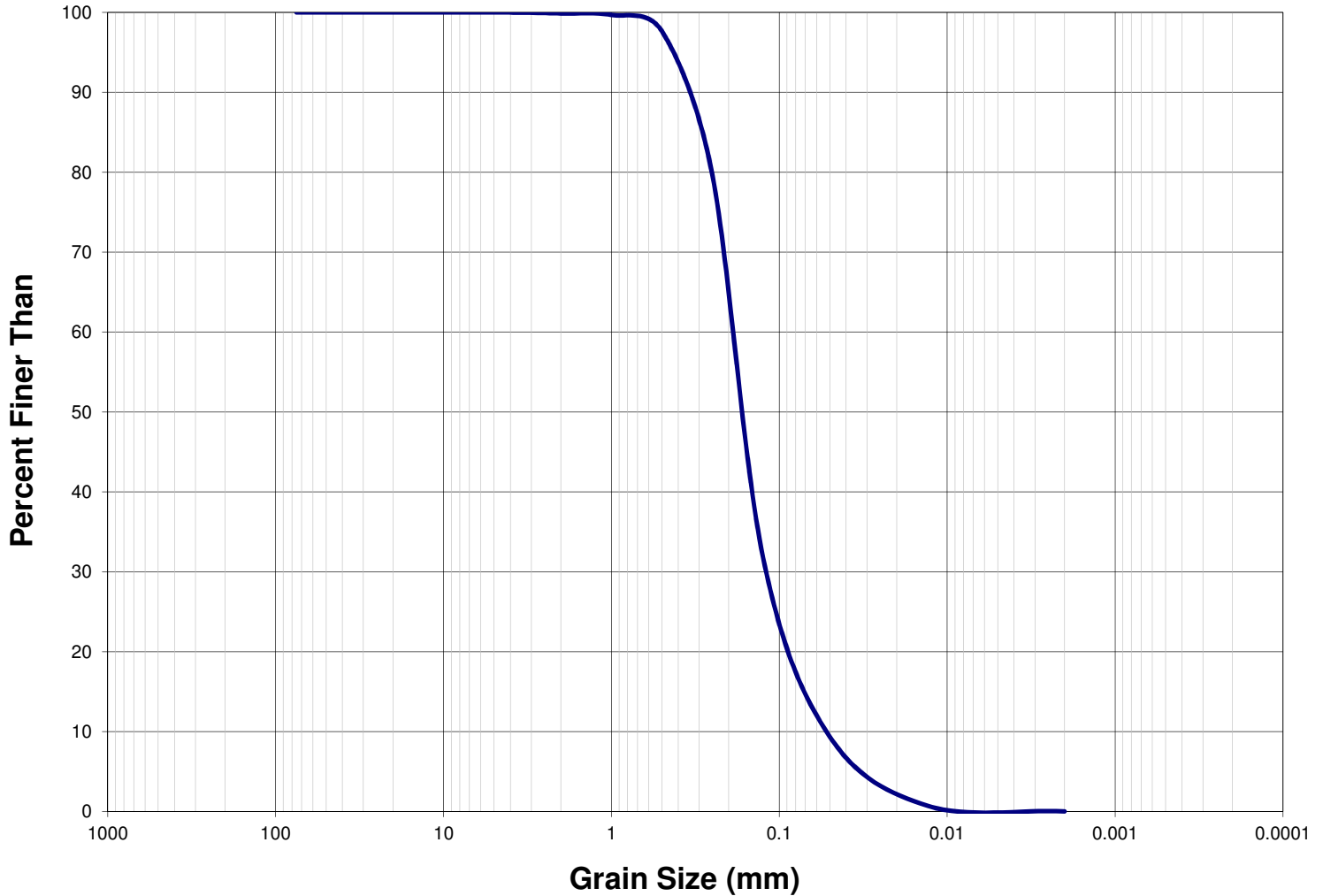
Range (mm)	Wt. (%)

Texture: Sand



Lab ID: L1384673-4

Particle Size Distribution Curve



Particle Size Distribution

Range (mm)	Wt. (%)
> 37.5	0
37.5 - 19	0.00
19 - 9.5	0.00
9.5 - 4.75	0.00
4.75 - 2.36	0.11
2.36 - 1.18	0.18
1.18 - 0.6	1.67
0.6 - 0.3	14.85
0.3 - 0.15	41.83
0.15 - 0.075	24.53
<0.075	16.84

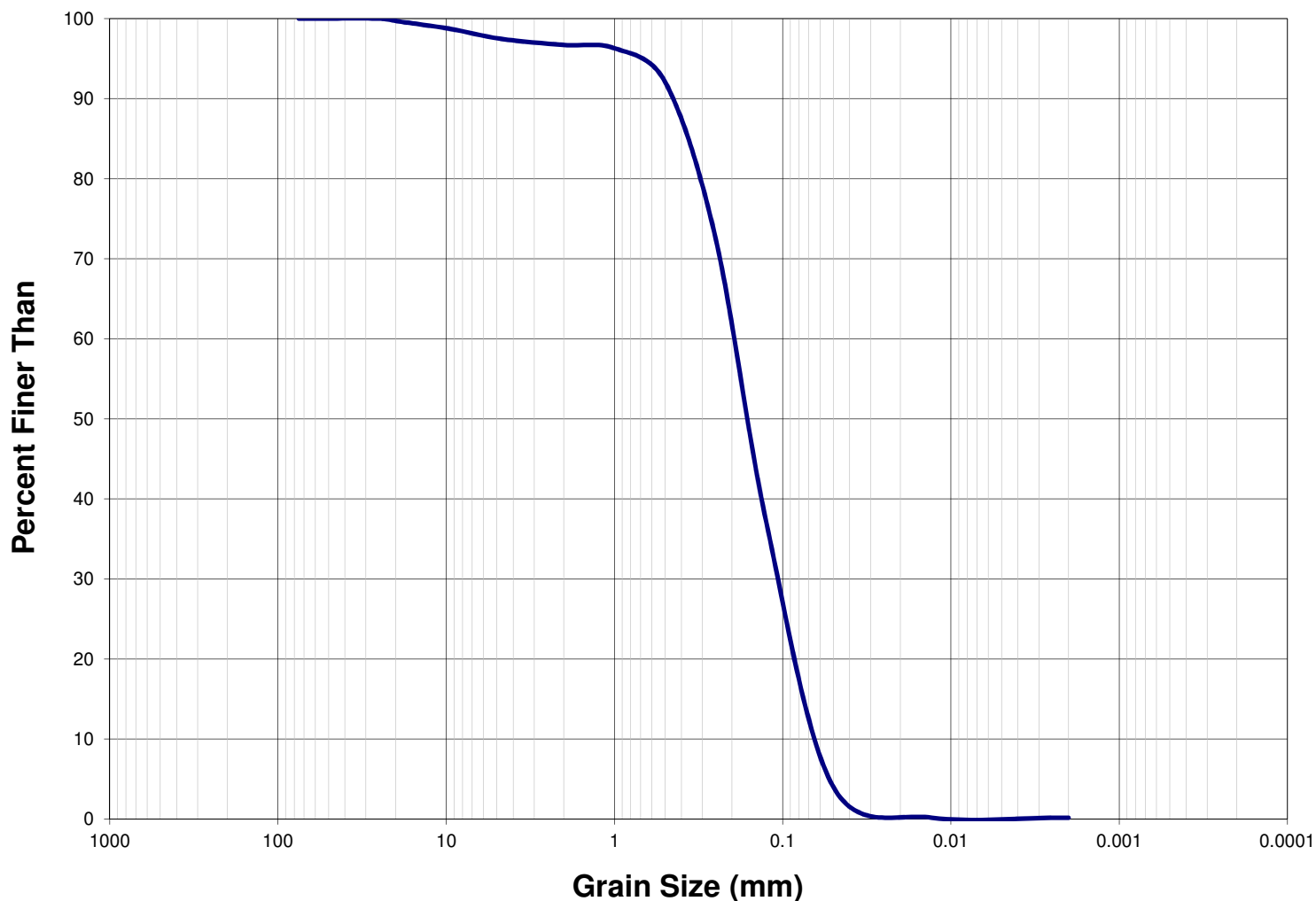
Range (mm)	Wt. (%)

Texture: Sand



Lab ID: L1384673-6

Particle Size Distribution Curve



Particle Size Distribution

Range (mm)	Wt. (%)
> 37.5	0
37.5 - 19	0.36
19 - 9.5	0.91
9.5 - 4.75	1.25
4.75 - 2.36	0.67
2.36 - 1.18	0.44
1.18 - 0.6	3.44
0.6 - 0.3	16.54
0.3 - 0.15	32.27
0.15 - 0.075	29.10
<0.075	15.02

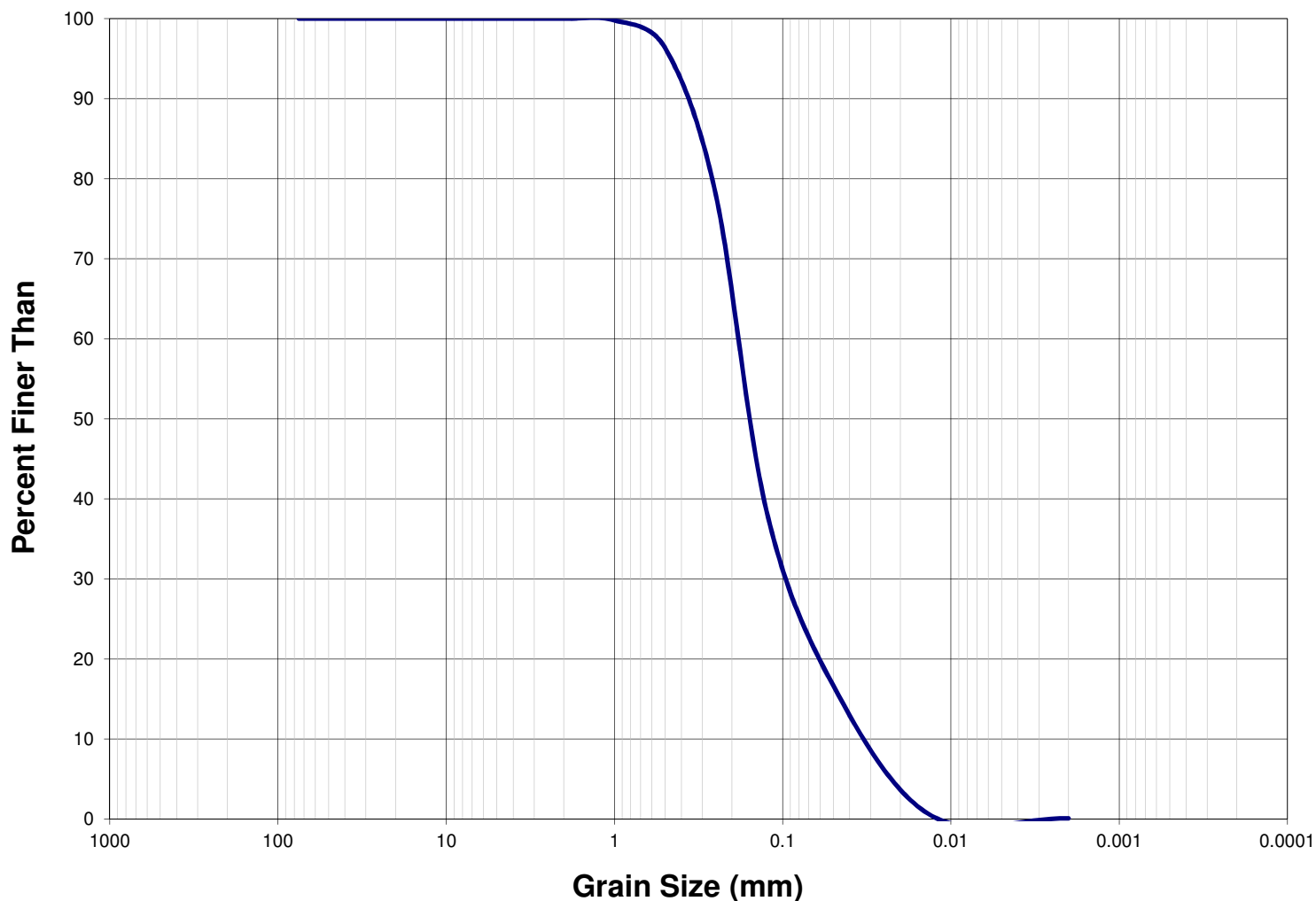
Range (mm)	Wt. (%)

Texture: Sand



Lab ID: L1384673-8

Particle Size Distribution Curve



Particle Size Distribution

Range (mm)	Wt. (%)
> 37.5	0
37.5 - 19	0.00
19 - 9.5	0.00
9.5 - 4.75	0.00
4.75 - 2.36	0.00
2.36 - 1.18	0.18
1.18 - 0.6	2.80
0.6 - 0.3	15.33
0.3 - 0.15	35.23
0.15 - 0.075	22.50
<0.075	23.96

Range (mm)	Wt. (%)

Texture: Loamy sand